

1. Title of the practice: To Reduce the Digital Divide

2. The context that required the initiation of the practice (100 – 120 words)

Many schools are located around the college campus where there are no computer facilities. The children are eager to learn about the computer skills where many have not even seen a computer. A simplified basic teaching was envisioned using the computer science department students where many have the luxury of owning a laptops. In educating the school students the nuances of the computers our students also gave a selfworth and satisfaction.

3. Objectives of the practice (50 – 60 words)

- To enable the under privileged school children know about computers and how it works
- To make the children understand the simple task of using a computer
- To make the children assimilate themselves in operating the computer and its uses
- To decrease the digital divide.

4. The Practice (250 – 300 words)

- The department of computer science students were divided into several batches.
- Each batch was asked to choose a school
- After proper permission and with the guidance of the staff the materials was prepared.
- School Students were taught about Email etc.
- Students were demonstrated how to operate the systems
- Students were asked to do some simple task

5. Obstacles faced if any and strategies adopted to overcome them (150 –200 words)

- Identification of ideal schools and obtaining of proper permissions

- Motivating the computer science students to take up the tasks and make them understand how to deal with the school students.
- Travel to the schools in the Proper time

6. Impact of the practice (100 – 120 words)

- The eagerness of the school students motivated ours College students.
- The students were quick to learn tasks and was very much interested.
- School students really had an understanding about the need of the computers.
- Our students had a self-worth and satisfaction.
- Overall the impact was very good

7. Resources required

Manpower, Fewlaptops, Free time and a little motivation

These resources were managed by the students themselves. With a little nudging from the staff the college students were highly interested.

8.About the Institution:

- i. Name of the Institution: Chikkanna Government Arts College
- ii. Year of Accreditation: 2015
- iii. Address: College Road, Tiruppur. 641602. Tamilnadu, India.
- iv. Grade awarded by NAAC: B
- v. E-Mail: cgactpr@gmail.com
- vi. Contact person for further details: Principal
- vii. Website : <http://cgac.in/index.php>



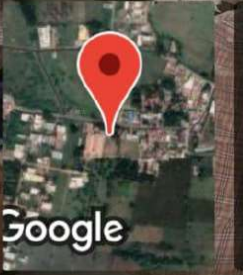
GPS Map Camera



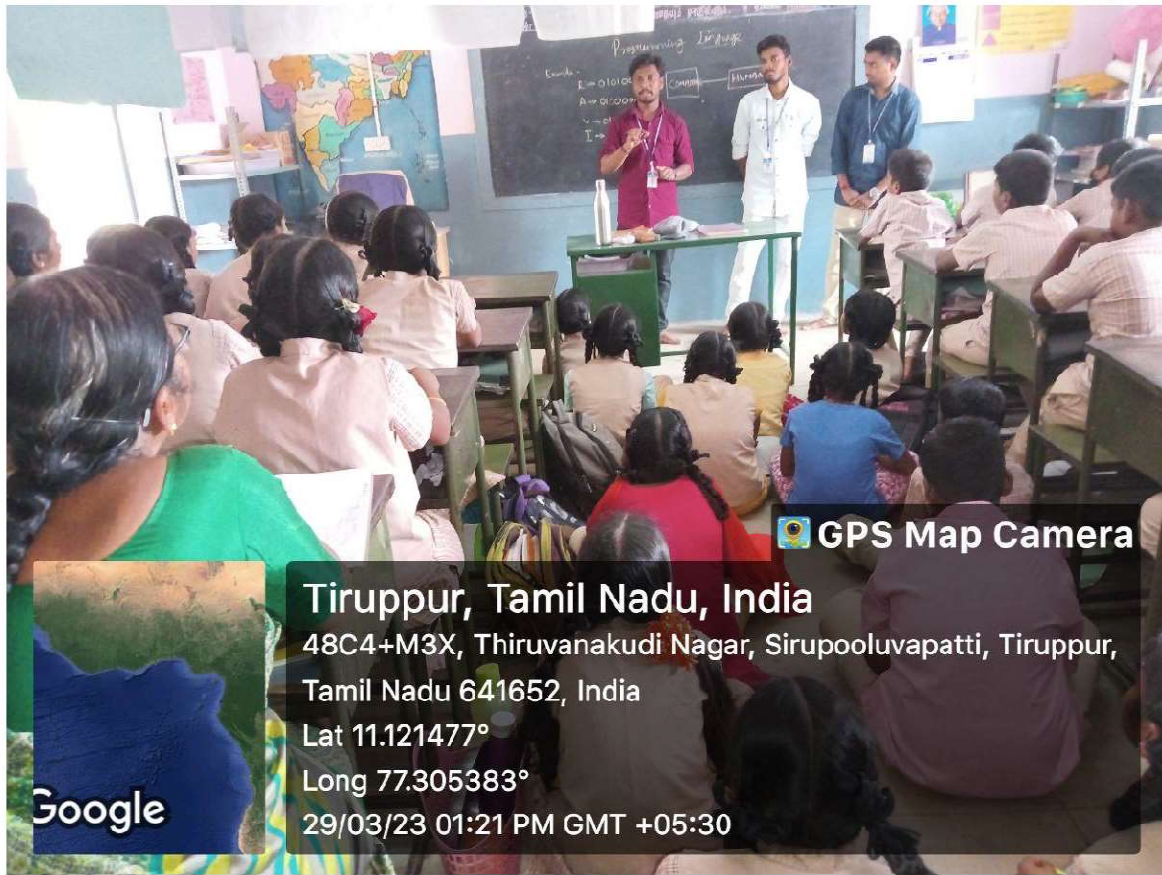
Ramanathapuram, Tamil Nadu, India
655W+JR7, Ramanathapuram, Tamil Nadu 641670, India
Lat 11.21002°
Long 77.19752°
29/03/23 02:06 PM GMT +05:30



GPS Map Camera



Avinashi, Tamil Nadu, India
57HC+RM9, Kasigoundenpudur Road, Rayan Kovil, Avinashi, Tamil Nadu 641663, India
Lat 11.179419°
Long 77.272041°
29/03/23 01:18 PM GMT +05:30




GPS Map Camera



Tiruppur, Tamil Nadu, India
48C4+M3X, Thiruvanakudi Nagar, Sirupooluvapatti, Tiruppur,
Tamil Nadu 641652, India
Lat 11.121477°
Long 77.305383°
29/03/23 01:21 PM GMT +05:30



GPS Map Camera



Tiruppur, Tamil Nadu, India
32A, 19/32A, Mangalam Rd, Vadkuthottam, Parapalayam,
Karuvampalayam, Tiruppur, Tamil Nadu 641604, India
Lat 11.095913°
Long 77.328077°
29/03/23 12:12 PM GMT +05:30



Some of the School Students Feedback

Page :
Date : / /

FeedBack

Name: S. Dharshana
Class : vi = "A"

1. ~~A~~ Indhumathi akka
Indhumathi akka வந்து சொன்னார்கள்
Computer பற்றி சொன்னார்கள்

Niveethitha akka
Niveethitha akka வந்து email id பற்றி
சொன்னார்கள்.

~~pavithira~~ pavithira akka
pavithira akka வந்து Claping game
Explain

pavithira akka சொன்னதாவது
பிரச்சினைகளை இந்த game
தீர்வதற்காக

உரைநாட்சி வுன்றியம் நடுநிலைப்பள்ளி
காசிநபுண்டமுத்தூர்.

என்னுடைய பெயர் கார்த்திகா. இரா

நாமநாதன் , நெள்ளதம் , சகுதை குமார் , சீமாதன் ,
சத்தீஸ் என்ற மாணவர்கள் எங்களின் பள்ளிக்கு வந்து
எங்களுக்கு கணினி பற்றி பாடம் எடுத்தார்கள் அது மிகவும்
அருமையானதும் எனினில் புரியமுடியாதபடி எங்களுக்கு
அடைபிடித்து அது மற்ருய் தில்லாமல் திடீர்கள் அணவதும்
மிக மிக அறிவாளிகள் எங்களுக்கு பாடத்தில் என்ன
சந்தேகம் வந்துச்சேன அதை எவ்வாறு டீர் டீர் என்று
தீர்க்கு வதைத்தார்கள் எங்களுக்கு கிடைத்த ஆறு நல்ல
வாய்ப்பு என்று நமங்கள் நினைக்கிறோமும் ஆசிரியர்களை
புகல கண்டிக்காமல் ஆறு நெருங்கிய நண்பனைப்புகல
எங்களுடன் பேசி பாடம்எடுத்தார்கள் அதனால் எங்களுக்கு
எளிய முறையில் புரிந்தது இதக்கக்க நமங்கள் அவர்களுக்கு
நன்றி களை விதமிலித்துக்கொள்கிறோம்.

நன்றி

இய்யந்த,
கார்த்திகா. இரா.

VII - A.

NAME: L.G. YAZHINI

CLASS: VIII - A

SCHOOL: Municipal Higher
Secondary School Kumarak
nagar

FEEDBACK

I heard about Charles. He is an
Intelligent the man who find the
Computer. Thank you for explaining
about him. I learned many thing about
computer. Because of you. you and your
team gave me a many information
It is so and so use full for
me. We learn maythings in this
class about Computer about like who
find the Charles and about excel,
Powerpoint, word like many things.

I thank this team for explaining many things.

Date

29.3.2023

SIGN

L.G. YAZHINI

feedback.

M. Vindhya
vi - A

i. Nivedhitha Akka Teach us about E-mail ID It was so interesting first Go to the Google and Search E-mail ID creation. first it will ask Name and username and one more time username and 8 character and number and your E-mail ID have created.

ii. Vindhurathi Akka was so fun ask your name and Teach us about computer.

Thank you

FeedBack

TITL

Page :

Date : / /

Name : S. Dharshana

Class : vi = "A"

1. ~~At~~ Indhumathi akka

Indhumathi akka வந்து ரிண்டிக்கு
Computer பற்றி சொன்னாங்க

Nive thi tha akka

Nivethitha akka வந்து email id பற்றி
சொன்னாங்க.

~~Pavithira~~ pavithira akka

pavithira akka வந்து Claping game
Explain

pavithira akka சொன்னதுவந்து
பிரிண்டிக்கு வந்து game
நிலவகுந்துச்சு



(Handwritten signature)

PRINCIPAL
Chikkanna Govt. Arts College
Tirupur